

Liberty Index 2026

U.S. House

Legislative scorecard for the U.S. House during the 2025 calendar year

Liberty Index Overview

Created by the Republican Liberty Caucus, the 2026 Liberty Index is a liberty-focused legislative scorecard for the U.S. House. The Liberty Index scores Republican members of Congress on 20 key votes from 2025 that either advanced or undermined core RLC principles: individual liberty, limited government, free markets, fiscal responsibility, and an America First, non-interventionist foreign policy. Green bills are pro-liberty bills supported by the RLC. Red bills are anti-liberty bills opposed by the RLC. For information on the bills we selected, see the bill explanations on pages three and four of this document.

A high score on this scorecard does not equate to an endorsement from the RLC. This scorecard simply evaluates the voting record of each Republican member of Congress during the 2025 calendar year.

Scoring Guide

A green number one indicates that the Representative voted with the RLC on that bill. A red number zero indicates the Representative voted against the RLC position on that bill. “NV” means the Representative was absent and did not vote. Representatives are scored on the votes they were present for. However, Representatives with more than three absences are penalized, starting with their fourth absence. “NA” means the Representative was not in office at that time. Representatives who were not in office the full year were only scored on votes during their tenure.

The Liberty Score is obtained by calculating the percentage that a Representative votes in line with the RLC. For example, the highest possible Liberty Score is 100. This is achieved if a Representative voted with the RLC 100% of the time. Bonus points are awarded for cosponsoring certain bills that never received a floor vote. After factoring in the bonus points, it is possible for some Representatives to score above 100.

About the Republican Liberty Caucus:

The Republican Liberty Caucus is a 527 voluntary grassroots membership organization dedicated to working within the Republican Party to advance the principles of individual rights, limited government and free markets. Founded in 1991, it is the oldest continuously-operating organization within the Liberty Republican movement. Website: [RLC.org](https://www.RLC.org)



Top Defenders of Liberty 2026

U.S. House



Thomas Massie
KY

101



Marjorie Taylor Greene
GA

85



Tim Burchett
TN

79



Greg Steube
FL

77



Josh Brecheen
OK

74



Eric Burlison
MO

74



Eli Crane
AZ

74



Chip Roy
TX

74



Paul Gosar: 72



Andy Biggs: 71

Average Republican Score: 47

Lowest Scoring Republicans:

Brian Fitzpatrick: 27
Elise Stefanik: 29
Steve Womack: 29

Mark Amodei: 35
Nicole Malliotakis: 35
Gregory Murphy: 35

Randy Fine: 36
Jimmy Patronis: 36
Laurel Lee: 37




Liberty Index 2026 - U.S. House - List of Bills

Bill	RLC Position	Description
1 H.R. 776	Oppose	The Nutria Eradication and Control Reauthorization Act, which reauthorizes through 2030 the Department of Interior to provide financial assistance to states to eradicate/control nutria (invasive rodents) and restore marshland damaged by nutria. This issue should be left up to the states. With \$38 trillion of debt, the federal government cannot afford this. <i>(Passed House 361-56 on 2/4/25, Held in Senate)</i>
2 H.R. 26	Support	The Protecting American Energy Production Act, which prohibits any U.S. President from declaring a moratorium on hydraulic fracturing (fracking) without authorization from Congress. The bill also states that fracking should be left up to the states to regulate. H.R. 26 safeguards free enterprise while preventing the executive branch from side stepping Congress. <i>(Passed House 226-188 on 2/7/25, Held in Senate)</i>
3 H.J. Res 35	Support	This joint resolution nullifies an EPA rule from 2024 which imposed a fee/tax on methane and other emissions from the oil/gas industry. H.J. Res 35 is a good bill to repeal an unnecessary tax. <i>(Passed House 220-206 on 2/26/25, Passed Senate 52-47 on 2/27/25, Signed by President)</i>
4 H.J. Res. 20	Support	This joint resolution nullifies a rule imposed by the Department of Energy in 2024 which imposed onerous requirements on gas-fired water heaters, essentially banning them. H.J. Res. 20 is a good bill to restore economic freedom by repealing unnecessary and excessive regulations. <i>(Passed House 221-198 on 2/27/25, Passed Senate 53-44 on 4/10/25, Signed by President)</i>
5 H.R. 1968	Oppose	The Full-Year Continuing Appropriations and Extensions Act, which approves \$1.6 trillion in spending, funding the federal government from March 15, 2025 through September 30, 2025. This bill continues funding the federal government at the same levels approved by President Biden during the prior year. With a \$38 trillion debt, this bloated spending bill is irresponsible and reckless. <i>(Passed House 217-213 on 3/11/25, Passed Senate 54-46 on 3/14/25, Signed by President)</i>
6 H.R. 1534	Oppose	The IMPACT Act, which requires the Department of Energy to fund a new Research and Development program focused on reducing emissions from asphalt and concrete production. With a \$38 trillion debt, it is fiscally irresponsible to expand the scope of the Department of Energy. <i>(Passed House 350-73 on 3/25/25, Held in Senate)</i>
7 H.R. 973	Oppose	The Setting Consumer Standards for Lithium-Ion Batteries Act, which imposes new regulations (consumer standards) on Lithium-Ion Batteries. This bill was drafted with good intentions: to improve battery safety. However, instead of creating more federal regulations, this issue should be left to the free market. <i>(Passed House 365-42 on 4/28/25, Held in Senate)</i>
8 H.R. 1402	Oppose	The TICKET Act, which imposes new regulations on event ticket sales. This bill was drafted with good intentions: to offer transparency for ticket buyers. However, instead of creating more federal regulations, this issue should be left to the free market. <i>(Passed House 409-15 on 4/29/25, Held in Senate)</i>
9 H.J. Res. 87	Support	This joint resolution nullifies an EPA waiver that allowed California to mandate the sale of zero-emission trucks. In short, H.J. Res. 87 repealed California's mandate that required car manufacturers to sell zero-emission trucks. <i>(Passed House 231-191 on 4/30/25, Passed Senate 51-45 on 5/22/25, Signed by President)</i>
10 H.R. 4	Support	The Rescissions Act of 2025, which rescinds \$9.4 billion in federal funding for various agencies, including the Department of State, Corporation for Public Broadcasting, and the US Agency for International Development. H.R. 4 is a good bill that cuts wasteful, unnecessary spending. <i>(Passed House 214-212 on 6/12/25, Passed Senate 51-48 on 7/17/25, Signed by President)</i>
11 H.R. 1	Oppose	H.R. 1 appropriates \$320 billion in new spending, while increasing the debt ceiling by \$5 trillion. It increases the budget deficit by \$270 billion. The bill does do some good things: it extends the 2017 tax cuts, increases certain tax deductions and eliminates taxes on tips and overtime. While we support tax cuts, overall, this legislation is fiscally irresponsible. It significantly increases the size of the federal government while further adding to the \$38 trillion national debt. <i>(Passed House 218-214 on 7/3/25, Passed Senate 51-50 on 7/1/25, Signed by President)</i>
12 H.R. 4016	Oppose	The Department of Defense Appropriations Act, which appropriates \$831.5 billion for the Department of Defense budget for FY2026. This pushes total 2026 military spending above \$1 trillion, a 13% increase from the prior year. While we support a strong military, it is fiscally irresponsible to give this much taxpayer money to a department that has failed its audit eight years in a row, especially when factoring in the \$38 trillion national debt. <i>(Passed House 221-209 on 7/18/25, Senate Cloture Motion Failed 50-44 on 10/16/25)</i>




Liberty Index 2026 - U.S. House - List of Bills

Bill	RLC Position	Description
13 H.R. 3838 Greene Amendment 93	Support	The Greene Amendment #93 to H.R. 3838 would have prohibited further foreign aid to Ukraine, while cutting \$500 million in aid to Israel. <i>(Failed 60-372 on 9/10/25)</i>
14 H.R. 3838	Oppose	The first version of the 2025 National Defense Authorization Act. This 1,300 page bill appropriates \$884.3 billion in military spending for FY2026. The bill appropriates over \$2 billion in foreign aid: \$1 billion to Taiwan, \$800 million to Ukraine, \$700 million for Israel, and \$175 to Latvia, Lithuania and Estonia. While we support a strong military, it is fiscally irresponsible to give this much taxpayer money to a department that has failed its audit eight years in a row, especially when factoring in the \$38 trillion national debt. <i>(Passed House 231-196 on 9/10/25, Held in Senate)</i>
15 H.R. 5371	Oppose	The Continuing Appropriations and Extensions Act, which funds the federal government from November 12th, 2025 through January 30th, 2026, at the same spending levels approved by President Biden during the prior year. The bill also includes a full year of funding for the Department of Agriculture, the FDA, the Department of Veterans Affairs, and Congress. The bill also bans hemp nationwide and allows eight Senators to seek up to \$500,000 in damages from the government accessing their phone records. With a \$38 trillion debt, this bloated spending bill is irresponsible and reckless. <i>(Passed House 222-209 on 11/12/25, Passed Senate 60-40 on 11/10/25, Signed by President)</i>
16 H.R. 4405	Support	The Epstein Files Transparency Act, which orders the Department of Justice to publish all the Epstein Files within 30 days of its passage. <i>(Passed House 427-1 on 11/18/25, Passed Senate 100-0 on 11/18/25, Signed by President)</i> <i>*Note: In addition to scoring the floor votes, bonus points were awarded to Representatives who signed the discharge petition to bring the bill to the floor.</i>
17 S. 1071	Oppose	The final version of the 2025 National Defense Authorization Act. This 3,086 page bill appropriates \$900.6 billion in military spending for FY2026, which is \$8 billion more than the President's budget request. Adding to the \$156 billion previously allocated in H.R. 1, this pushes the defense budget over \$1 trillion; over \$100 billion more than the previous year. The bill allocates an extensive amount of foreign aid: \$1 billion for Taiwan, \$2.5 billion for the Philippines, \$685 million for Israel, \$800 million for Ukraine, and \$175 million for Estonia, Latvia, and Lithuania. While we support a strong military, it is fiscally irresponsible to give this much taxpayer money to a department that has failed its audit eight years in a row, especially when factoring in the \$38 trillion national debt. <i>(Passed House 312-212 on 12/10/25, Passed Senate 77-20 on 12/17/25, Signed by President)</i>
18 H. Con. Res. 64	Support	This concurrent resolution directs the President to remove U.S. Armed Forces from hostilities within or against Venezuela unless a declaration of war or authorization to use military force has been enacted. <i>(Failed House 211-213 on 12/17/25)</i>
19 H.R. 6703	Support	The Lower Health Care Premiums for All Americans Act, which expands access to association health plans and creates a tax credit for small businesses. This bill reduces government mandates and increases economic freedom, allowing more affordable options for health insurance; especially for those employed by small businesses. The Congressional Budget Office estimates that the bill will reduce the deficit by \$35.6 million. <i>(Passed House 216-211 on 12/17/25, Held in Senate)</i>
20 H.R. 4776	Support	The SPEED Act, which speeds up the federal permitting process required before building infrastructure, energy, and mining projects. Specifically, the bill curbs some environmental regulations and shortens the permitting process, allowing these projects to move along faster. <i>(Passed House 221-196 on 12/18/25, Held in Senate)</i>
B H.R. 645	Support	The National Constitutional Carry Act, which would allow law abiding citizens to carry their firearm(s) regardless of which state they are in.
B H.R. 24	Support	The Federal Reserve Transparency Act, which would audit the Federal Reserve.




Liberty Index 2026 - US House

Representative	District	1	2	3	4	5	6	7	8	9	10	11	12	13	14	15	16	17	18	19	20	Bonus			Liberty Score (% + Bonus)		
		H.R. 776	H.R. 26	H.J. Res. 35	H.J. Res. 20	H.R. 1968	H.R. 1534	H.R. 973	H.R. 1402	H.J. Res. 87	H.R. 4	H.R. 1	H.R. 4016	H.R. 3838 Greene Amendment 93	H.R. 3838	H.R. 5371	H.R. 4405	S. 1071	H.Con.Res. 64	H.R. 6703	H.R. 4776	Votes with RLC / 20	% of votes with RLC	H.R. 645		H.R. 24	H.R. 4405
Robert Aderholt	AL-4	0	1	1	1	0	0	0	0	1	1	0	0	0	0	0	1	0	0	1	1	8	0.40				40
Mark Alford	MO-4	0	1	1	NV	0	0	0	0	1	1	0	0	1	0	0	1	0	0	1	1	8	0.42				42
Rick Allen	GA-12	0	1	1	1	0	0	0	0	1	1	0	0	0	0	0	1	0	0	1	1	8	0.40				40
Mark Amodei	NV-2	0	1	1	1	0	0	0	0	1	0	0	0	0	0	0	1	0	0	1	1	7	0.35				35
Jodey Arrington	TX-19	1	1	1	1	0	0	0	0	1	1	0	0	0	0	0	1	0	0	1	1	9	0.45				45
Brian Babin	TX-36	1	1	1	1	0	0	0	0	1	1	0	0	0	0	0	1	0	0	1	1	9	0.45				45
Don Bacon	NE-2	0	1	1	1	0	0	0	0	1	1	0	0	0	0	0	1	0	1	1	1	9	0.45				45
James Baird	IN-4	0	1	1	1	0	0	0	0	1	1	0	0	0	0	0	1	0	0	1	1	8	0.40				40
Troy Balderson	OH-12	0	1	1	1	0	0	0	0	1	1	0	0	0	0	0	1	0	0	1	1	8	0.40				40
Andy Barr	KY-6	0	1	1	1	0	0	0	0	1	1	0	0	0	0	0	1	0	0	1	1	8	0.40				40
Tom Barrett	MI-7	0	1	1	1	0	0	1	0	1	1	0	0	0	0	0	1	0	0	1	1	9	0.45				45
Michael Baumgartner	WA-5	0	1	1	1	0	0	0	0	1	1	0	0	0	0	0	1	0	0	1	1	8	0.40				40
Aaron Bean	FL-4	1	1	1	1	0	1	0	0	1	1	0	0	1	0	0	1	0	0	1	1	11	0.55				55
Nicholas Begich	AK	0	1	1	1	0	1	0	0	1	1	0	0	0	0	0	1	0	0	1	1	9	0.45				45
Cliff Bentz	OR-2	0	1	1	1	0	0	NV	0	1	1	0	0	0	0	0	1	0	0	1	1	8	0.42				42
Jack Bergman	MI-1	0	NV	1	1	0	0	0	0	1	1	0	0	0	0	0	1	0	0	1	1	7	0.37				37
Stephanie Bice	OK-5	0	1	1	1	0	0	0	0	1	1	0	0	0	0	0	1	0	0	1	1	8	0.40				40
Andy Biggs	AZ-5	1	NV	1	1	0	1	NV	1	1	1	0	0	1	0	0	1	1	0	1	1	12	0.67	2	2		71
Sheri Biggs	SC-3	1	1	1	1	0	1	1	1	1	1	0	0	1	0	0	1	0	0	1	1	13	0.65	2	2		69
Gus Bilirakis	FL-12	0	1	1	1	0	0	0	0	1	1	0	0	1	0	0	1	0	0	1	1	9	0.45		2		47
Lauren Boebert	CO-3	1	1	1	1	0	1	0	0	1	1	0	0	1	0	0	1	1	0	1	1	12	0.60	2	2	2	66
Mike Bost	IL-12	0	1	1	1	0	0	0	0	1	1	0	0	1	0	0	1	0	0	1	1	9	0.45		2		47
Josh Brecheen	OK-2	1	1	1	1	0	1	1	1	1	1	0	0	1	0	0	1	1	0	1	1	14	0.70	2	2		74




Liberty Index 2026 - US House

		1	2	3	4	5	6	7	8	9	10	11	12	13	14	15	16	17	18	19	20	Bonus					
Representative	District	H.R. 776	H.R. 26	H.J. Res. 35	H.J. Res. 20	H.R. 1968	H.R. 1534	H.R. 973	H.R. 1402	H.J. Res. 87	H.R. 4	H.R. 1	H.R. 4016	H.R. 3838 Greene Amendment 93	H.R. 3838	H.R. 5371	H.R. 4405	S. 1071	H.Con.Res. 64	H.R. 6703	H.R. 4776	Votes with RLC / 20	% of votes with RLC	H.R. 645	H.R. 24	H.R. 4405	Liberty Score (% + Bonus)
Robert Bresnahan Jr.	PA-8	0	1	1	1	0	0	0	0	1	1	0	0	0	0	0	1	0	0	1	1	8	0.40				40
Vern Buchanan	FL-16	0	NV	1	1	0	0	0	0	1	1	0	0	0	0	0	1	0	0	1	1	7	0.37				37
Tim Burchett	TN-2	1	1	1	1	0	1	1	0	1	1	0	1	1	1	0	1	1	0	1	1	15	0.75	2	2		79
Eric Burlison	MO-7	1	1	1	1	0	1	1	1	1	1	0	0	1	0	0	1	1	0	1	1	14	0.70	2	2		74
Ken Calvert	CA-42	0	1	1	1	0	0	0	0	1	1	0	0	0	0	0	1	0	0	1	1	8	0.40				40
Kat Cammack	FL-3	0	1	1	1	0	1	0	0	1	1	0	0	1	0	0	1	0	0	1	1	10	0.50		2		52
Mike Carey	OH-15	0	1	1	1	0	0	0	0	1	1	0	0	0	0	0	1	0	0	1	1	8	0.40				40
Buddy Carter	GA-1	0	1	1	1	0	0	0	0	1	1	0	0	0	0	0	1	0	0	1	NV	7	0.37	2			39
John Carter	TX-31	0	1	1	1	0	0	0	0	1	1	0	0	0	0	0	1	0	0	1	1	8	0.40				40
Juan Ciscomani	AZ-6	0	NV	1	1	0	0	NV	0	1	1	0	0	0	0	0	1	0	0	1	1	7	0.39				39
Ben Cline	VA-6	1	1	1	1	0	1	1	0	1	1	0	0	1	0	0	1	0	0	1	1	12	0.60	2	2		64
Michael Cloud	TX-27	1	1	1	1	0	1	1	0	1	1	0	0	1	0	0	1	0	0	1	1	12	0.60	2	2		64
Andrew Clyde	GA-9	1	1	1	1	0	1	1	1	1	1	0	0	1	0	0	1	0	0	1	1	13	0.65				65
Tom Cole	OK-4	0	1	1	1	0	0	0	0	1	1	0	0	0	0	0	1	0	0	1	1	8	0.40				40
Mike Collins	GA-10	0	1	1	1	0	1	1	0	1	1	0	0	1	0	0	1	0	0	1	1	11	0.55	2	2		59
James Comer	KY-1	0	1	1	1	0	0	0	0	1	1	0	0	1	0	0	1	0	0	1	1	9	0.45				45
Eli Crane	AZ-2	1	1	1	1	0	1	1	1	1	1	0	0	1	0	0	1	1	0	1	1	14	0.70	2	2		74
Jeff Crank	CO-5	1	1	1	1	0	0	1	0	1	1	0	0	1	0	0	1	0	0	1	1	11	0.55				55
Rick Crawford	AR-1	0	1	1	1	0	0	0	0	1	1	0	0	0	0	0	1	0	0	1	1	8	0.40		2		42
Dan Crenshaw	TX-2	0	1	1	1	0	0	0	0	1	1	0	0	NV	0	0	1	0	0	1	1	8	0.42	2			44
Warren Davidson	OH-8	1	1	1	1	0	0	1	0	1	1	0	0	1	0	0	1	1	0	1	1	12	0.60		2		62
Monica De La Cruz	TX-15	0	1	1	1	0	0	NV	NV	1	1	0	0	0	0	0	1	0	0	1	1	8	0.44				44
Scott DesJarlais	TN-4	0	1	1	1	0	1	0	0	1	1	0	0	0	0	0	1	0	0	1	1	9	0.45	2			47




Liberty Index 2026 - US House

Representative	District	1	2	3	4	5	6	7	8	9	10	11	12	13	14	15	16	17	18	19	20	Bonus			Liberty Score (% + Bonus)		
		H.R. 776	H.R. 26	H.J. Res. 35	H.J. Res. 20	H.R. 1968	H.R. 1534	H.R. 973	H.R. 1402	H.J. Res. 87	H.R. 4	H.R. 1	H.R. 4016	H.R. 3838 Greene Amendment 93	H.R. 3838	H.R. 5371	H.R. 4405	S. 1071	H.Con.Res. 64	H.R. 6703	H.R. 4776	Votes with RLC / 20	% of votes with RLC	H.R. 645		H.R. 24	H.R. 4405
Mario Diaz-Balart	FL-25	0	1	1	1	0	0	0	0	1	1	0	0	0	0	1	0	0	0	1	1	8	0.40				40
Byron Donalds	FL-19	0	1	1	NV	0	1	1	0	1	1	0	0	1	0	0	1	1	0	1	1	11	0.58				58
Troy Downing	MT-2	1	1	1	1	0	1	0	0	1	1	0	0	0	0	1	0	0	0	1	1	10	0.50				50
Neal Dunn	FL-2	0	1	1	1	0	0	0	0	1	1	0	0	0	0	1	0	0	0	1	1	8	0.40				40
Chuck Edwards	NC-11	0	1	1	1	0	0	0	0	1	1	0	0	0	0	1	0	0	0	1	1	8	0.40				40
Jake Ellzey	TX-6	0	1	1	1	0	0	0	0	1	1	0	0	0	0	1	0	0	0	1	1	8	0.40				40
Tom Emmer	MN-6	0	1	1	1	0	0	0	0	1	1	0	0	0	0	1	0	0	0	1	1	8	0.40				40
Ron Estes	KS-4	1	1	1	1	0	1	0	0	1	1	0	0	0	0	1	0	0	0	1	1	10	0.50		2		52
Gabe Evans	CO-8	0	1	1	1	0	0	0	0	1	1	0	0	0	0	1	0	0	0	1	1	8	0.40				40
Mike Ezell	MS-4	0	1	1	1	0	1	0	0	1	1	0	0	0	0	1	0	0	0	1	1	9	0.45				45
Pat Fallon	TX-4	1	1	1	1	0	1	1	0	1	1	0	0	0	0	1	0	0	0	1	1	11	0.55	2			57
Julie Fedorchak	ND	0	1	1	1	0	1	0	0	1	1	0	0	0	0	1	0	0	0	1	1	9	0.45				45
Randy Feenstra	IA-4	0	1	1	1	0	0	0	0	1	1	0	0	0	0	1	0	0	0	1	1	8	0.40				40
Randy Fine	FL-6	NA	NA	NA	NA	NA	NA	0	0	1	1	0	0	0	0	1	0	0	0	1	1	5	0.36				36
Brad Finstad	MN-1	0	1	1	1	0	1	0	0	1	NV	0	0	1	0	0	1	0	0	1	1	9	0.47		2		49
Michelle Fischbach	MN-7	0	1	1	1	0	1	0	0	1	1	0	0	1	0	0	1	0	0	1	1	10	0.50				50
Scott Fitzgerald	WI-5	NV	1	1	1	0	0	0	0	1	1	0	0	1	0	0	1	0	0	1	1	9	0.47				47
Brian Fitzpatrick	PA-1	0	1	0	1	0	0	0	0	0	0	1	0	0	0	0	1	0	0	1	0	5	0.25		2		27
Chuck Fleischmann	TN-3	0	1	1	1	0	0	0	0	1	1	0	0	0	0	1	0	0	0	1	1	8	0.40	2			42
Mike Flood	NE-1	0	1	1	1	0	0	0	0	1	1	0	0	0	0	1	0	0	0	1	1	8	0.40				40
Vince Fong	CA-20	0	1	1	1	0	NV	0	0	1	1	0	0	0	0	1	0	0	0	1	1	8	0.42				42
Virginia Foxx	NC-5	1	1	1	1	0	1	0	0	1	1	0	0	0	0	1	0	0	0	1	1	10	0.50				50
Scott Franklin	FL-15	1	1	1	1	0	0	0	NV	1	1	0	0	0	0	1	0	0	0	1	1	9	0.47				47




Liberty Index 2026 - US House

Representative	District	1	2	3	4	5	6	7	8	9	10	11	12	13	14	15	16	17	18	19	20	Bonus			Liberty Score (% + Bonus)		
		H.R. 776	H.R. 26	H.J. Res. 35	H.J. Res. 20	H.R. 1968	H.R. 1534	H.R. 973	H.R. 1402	H.J. Res. 87	H.R. 4	H.R. 1	H.R. 4016	H.R. 3838 Greene Amendment 93	H.R. 3838	H.R. 5371	H.R. 4405	S. 1071	H.Con.Res. 64	H.R. 6703	H.R. 4776	Votes with RLC / 20	% of votes with RLC	H.R. 645		H.R. 24	H.R. 4405
Russell Fry	SC-7	1	1	1	1	0	1	0	NV	1	1	0	0	0	0	0	1	0	0	1	1	10	0.53	2			55
Russ Fulcher	ID-1	1	1	1	1	0	1	1	0	1	1	0	0	1	0	0	1	0	NV	1	1	12	0.63				63
Andrew Garbarino	NY-2	0	1	1	1	0	0	0	0	1	1	0	0	0	0	0	1	0	0	1	1	8	0.40				40
Brandon Gill	TX-26	1	1	1	1	0	1	1	0	1	1	0	0	1	0	0	1	0	0	1	1	12	0.60	2			62
Carlos Gimenez	FL-26	0	1	1	1	0	0	0	0	1	1	0	0	0	0	0	1	NV	0	1	1	8	0.42				42
Craig Goldman	TX-12	1	1	1	1	0	1	0	0	1	1	0	0	0	0	0	1	0	0	1	1	10	0.50				50
Tony Gonzales	TX-23	0	1	1	1	0	0	0	0	1	1	0	0	0	0	0	1	0	0	1	1	8	0.40				40
Lance Gooden	TX-5	1	1	1	1	0	1	1	0	1	1	0	0	0	0	0	1	0	0	1	1	11	0.55	2			57
Paul Gosar	AZ-4	1	1	1	1	0	1	NV	1	1	1	0	0	1	0	0	1	1	0	1	1	13	0.68	2	2		72
Sam Graves	MO-6	NV	1	1	1	0	0	0	0	1	1	0	0	0	0	0	1	0	0	1	1	8	0.42				42
Mark Green	TN-7	1	1	1	1	0	0	0	0	1	1	0	NV	NA	NA	NA	NA	NA	NA	NA	NA	6	0.55		2		57
Marjorie Taylor Greene	GA-14	1	1	1	1	0	1	1	0	1	1	0	1	1	1	0	1	1	1	1	NV	15	0.79	2	2	2	85
Morgan Griffith	VA-9	0	1	1	1	0	1	0	0	1	1	0	0	0	0	0	1	1	0	1	1	10	0.50		2		52
Glenn Grothman	WI-6	0	1	1	1	0	0	0	0	1	1	0	0	0	0	0	1	0	0	1	1	8	0.40				40
Michael Guest	MS-3	0	1	1	1	0	1	0	0	1	1	0	0	0	0	0	1	0	0	1	1	9	0.45				45
Brett Guthrie	KY-2	0	1	1	1	0	0	0	0	1	1	0	0	0	0	0	1	0	0	1	1	8	0.40		2		42
Harriet M. Hageman	WY	1	1	1	1	0	1	0	0	1	1	0	0	1	0	0	1	0	NV	1	1	11	0.58	2	2		62
Abraham Hamadeh	AZ-8	0	1	1	1	0	0	0	1	1	1	0	0	1	0	0	1	0	0	1	1	10	0.50		2		52
Mike Haridopolos	FL-8	0	1	1	1	0	1	0	0	1	1	0	0	0	0	0	1	0	0	1	1	9	0.45				45
Pat Harrigan	NC-10	1	1	1	1	0	1	1	0	1	1	0	0	1	0	0	1	0	0	1	1	12	0.60	2			62
Andy Harris	MD-1	0	1	1	1	0	1	1	0	1	1	0	0	0	0	0	1	1	0	1	1	11	0.55	2	2		59
Mark Harris	NC-8	1	1	1	1	0	1	1	0	1	1	0	0	1	0	0	1	0	0	1	1	12	0.60	2			62
Diana Harshbarger	TN-1	1	1	1	1	0	1	0	0	1	1	0	0	1	0	0	1	0	0	1	1	11	0.55	2			57



Liberty Index 2026 - US House

Representative	District	1	2	3	4	5	6	7	8	9	10	11	12	13	14	15	16	17	18	19	20	Bonus			Liberty Score (% + Bonus)			
		H.R. 776	H.R. 26	H.J. Res. 35	H.J. Res. 20	H.R. 1968	H.R. 1534	H.R. 973	H.R. 1402	H.J. Res. 87	H.R. 4	H.R. 1	H.R. 4016	H.R. 3838 Greene Amendment 93	H.R. 3838	H.R. 5371	H.R. 4405	S. 1071	H.Con.Res. 64	H.R. 6703	H.R. 4776	Votes with RLC / 20	% of votes with RLC	H.R. 645		H.R. 24	H.R. 4405	
Kevin Hern	OK-1	0	1	1	1	0	0	0	0	1	1	0	0	0	0	1	0	0	0	1	1	8	0.40				40	
Clay Higgins	LA-3	NV	1	1	1	0	1	1	0	1	1	0	0	1	0	0	0	0	0	0	1	1	10	0.53	2			55
French Hill	AR-2	0	1	1	1	0	0	0	0	1	1	0	0	0	0	0	1	0	0	1	1	8	0.40				40	
Ashley Hinson	IA-1	0	1	1	1	0	0	0	0	1	1	0	0	0	0	0	1	0	0	1	1	8	0.40				40	
Erin Houchin	IN-9	0	1	1	1	0	0	0	0	1	1	0	0	0	0	1	0	0	0	1	1	8	0.40				40	
Richard Hudson	NC-8	0	1	1	1	0	0	0	0	1	1	0	0	0	0	0	1	0	0	1	1	8	0.40				40	
Bill Huizenga	MI-2	0	1	1	1	0	0	0	0	1	1	0	0	0	0	0	1	0	0	1	1	8	0.40				40	
Wesley Hunt	TX-38	0	1	1	NV	0	NV	NV	0	1	1	0	0	1	0	0	1	0	0	1	NV	7	0.41	2			43	
Jeff Hurd	CO-3	0	1	1	1	0	0	0	0	1	1	0	0	0	0	0	1	0	0	1	1	8	0.40				40	
Darrell Issa	CA-50	0	1	1	1	0	0	0	0	1	1	0	0	0	0	0	1	0	0	1	1	8	0.40				40	
Brian Jack	GA-3	0	1	1	1	0	1	0	0	1	1	0	0	0	0	0	1	0	0	1	1	9	0.45				45	
Ronny Jackson	TX-13	1	1	1	1	0	0	1	0	1	1	0	0	0	0	0	1	0	0	1	1	10	0.50	2			52	
John James	MI-10	0	1	1	1	0	0	0	0	1	1	0	0	0	0	0	1	0	0	1	1	8	0.40				40	
Mike Johnson	LA-4	0	1	1	1	0	0	0	0	1	1	0	0	NV	0	0	1	0	0	1	1	8	0.42				42	
Dusty Johnson	SD	0	1	1	1	0	0	0	0	1	1	0	0	0	0	0	1	0	0	1	1	8	0.40				40	
Jim Jordan	OH-4	1	1	1	1	0	0	0	0	1	1	0	0	1	0	0	1	0	0	1	1	10	0.50				50	
David Joyce	OH-14	0	1	1	1	0	0	0	0	1	1	0	0	0	0	0	1	0	0	1	1	8	0.40				40	
John Joyce	PA-13	1	1	1	1	0	0	0	0	1	1	0	0	1	0	0	1	0	0	1	1	10	0.50				50	
Thomas H. Kean, Jr.	NJ-7	0	1	1	1	0	0	0	0	1	1	0	0	0	0	0	1	0	0	1	1	8	0.40				40	
Trent Kelly	MS-1	0	1	1	1	0	0	0	0	1	1	0	0	0	0	0	1	0	0	1	1	8	0.40				40	
Mike Kelly	PA-16	0	1	1	1	0	0	0	0	1	1	0	0	0	0	0	1	0	0	1	1	8	0.40				40	
Mike Kennedy	UT-3	1	1	1	1	0	1	1	0	1	1	0	0	1	0	0	1	NV	0	1	1	12	0.63				63	
Jennifer Kiggans	VA-2	0	1	1	1	0	0	0	0	1	1	0	0	0	0	0	1	0	0	1	1	8	0.40				40	




Liberty Index 2026 - US House

		1	2	3	4	5	6	7	8	9	10	11	12	13	14	15	16	17	18	19	20	Bonus					
Representative	District	H.R. 776	H.R. 26	H.J. Res. 35	H.J. Res. 20	H.R. 1968	H.R. 1534	H.R. 973	H.R. 1402	H.J. Res. 87	H.R. 4	H.R. 1	H.R. 4016	H.R. 3838 Greene Amendment 93	H.R. 3838	H.R. 5371	H.R. 4405	S. 1071	H.Con.Res. 64	H.R. 6703	H.R. 4776	Votes with RLC / 20	% of votes with RLC	H.R. 645	H.R. 24	H.R. 4405	Liberty Score (% + Bonus)
Kevin Kiley	CA-3	0	1	1	1	0	0	0	0	1	1	0	0	0	0	0	1	0	0	1	1	8	0.40				40
Young Kim	CA-39	0	1	1	1	0	0	0	0	1	1	0	0	0	0	0	1	0	0	1	1	8	0.40				40
Brad Knott	NC-13	1	1	1	1	0	1	1	0	1	1	0	0	0	0	0	1	0	0	1	1	11	0.55				55
David Kustoff	TN-8	0	1	1	1	0	0	0	0	1	1	0	0	1	0	0	1	0	0	1	1	9	0.45				45
Darin LaHood	IL-18	0	1	1	1	0	0	0	0	1	1	0	NV	NV	0	1	0	0	1	1	8	0.44				44	
Nick LaLota	NY-1	0	1	1	1	0	0	0	0	1	1	0	0	0	0	0	1	0	0	1	1	8	0.40				40
Doug LaMalfa	CA-1	0	1	1	1	0	0	0	0	1	1	0	0	0	0	0	1	0	0	1	1	8	0.40				40
Nicholas Langworthy	NY-23	0	1	1	1	0	0	0	0	1	1	0	0	0	0	0	1	0	0	1	1	8	0.40	2			42
Robert Latta	OH-5	0	1	1	1	0	0	0	0	1	1	0	0	0	0	0	1	0	0	1	1	8	0.40				40
Michael Lawler	NY-17	0	1	1	1	0	0	0	0	1	1	0	0	0	0	0	1	0	0	1	1	8	0.40				40
Laurel M. Lee	FL-15	0	1	1	1	0	0	0	0	1	NV	0	0	0	0	0	1	0	0	1	1	7	0.37				37
Julia Letlow	LA-5	0	1	1	1	0	1	0	0	1	1	0	0	0	0	0	1	0	0	1	1	9	0.45				45
Barry Loudermilk	GA-11	0	1	1	1	0	0	0	0	1	1	0	0	0	0	0	1	0	0	1	1	8	0.40				40
Frank Lucas	OK-3	0	1	1	1	0	0	0	0	1	1	0	0	0	0	0	1	0	0	1	1	8	0.40				40
Anna Paulina Luna	FL-13	1	NV	1	1	0	0	1	0	1	1	0	0	1	1	0	1	1	0	1	1	12	0.63	2	2		67
Morgan Luttrell	TX-8	0	1	1	1	0	1	1	0	1	1	0	0	0	0	0	1	0	0	1	1	10	0.50	2			52
Nancy Mace	SC-1	0	1	1	1	0	0	0	0	1	1	0	0	1	0	0	1	0	0	1	1	9	0.45		2	2	49
Ryan Mackenzie	PA-7	0	1	1	1	0	0	0	0	1	1	0	0	0	0	0	1	0	0	1	1	8	0.40				40
Nicole Malliotakis	NY-11	0	1	1	1	0	0	0	0	1	0	0	0	0	0	0	1	0	0	1	1	7	0.35				35
Celeste Maloy	UT-2	0	1	1	1	0	1	0	0	1	1	0	0	0	0	0	1	0	0	1	1	9	0.45				45
Tracey Mann	KS-1	1	1	1	1	0	0	0	0	1	1	0	0	1	0	0	1	0	0	1	1	10	0.50				50
Thomas Massie	KY-4	1	1	1	1	1	1	1	1	1	1	1	1	1	1	1	1	1	1	0	1	19	0.95	2	2	2	101
Brian Mast	FL-18	0	1	1	1	0	0	1	0	1	1	0	0	0	0	0	1	0	0	1	1	9	0.45				45



Liberty Index 2026 - US House

Representative	District	1	2	3	4	5	6	7	8	9	10	11	12	13	14	15	16	17	18	19	20	Bonus			Liberty Score (% + Bonus)		
		H.R. 776	H.R. 26	H.J. Res. 35	H.J. Res. 20	H.R. 1968	H.R. 1534	H.R. 973	H.R. 1402	H.J. Res. 87	H.R. 4	H.R. 1	H.R. 4016	H.R. 3838 Greene Amendment 93	H.R. 3838	H.R. 5371	H.R. 4405	S. 1071	H.Con.Res. 64	H.R. 6703	H.R. 4776	H.R. 645	H.R. 24	H.R. 4405			
Michael McCaul	TX-10	0	1	1	1	0	NV	NV	0	1	1	0	0	0	NV	1	0	0	1	1	8	0.47				47	
Lisa McClain	MI-10	0	1	1	1	0	0	0	0	1	1	0	0	0	0	1	0	0	1	1	8	0.40				40	
Tom McClintock	CA-4	0	1	1	1	0	1	1	1	1	1	0	0	0	0	1	0	0	1	1	11	0.55		2		57	
Richard McCormick	GA-6	1	1	1	1	0	1	1	0	1	1	0	0	0	0	1	0	0	1	1	11	0.55		2		57	
Addison McDowell	NC-6	0	1	1	1	0	0	0	0	1	1	0	0	0	0	1	0	0	1	1	8	0.40				40	
John McGuire	VA-5	1	1	1	1	0	1	1	0	1	1	0	0	1	0	0	1	0	0	1	1	12	0.60				60
Mark Messmer	IN-8	0	1	1	1	0	0	NV	0	1	1	0	0	0	0	1	0	0	1	1	8	0.42				42	
Daniel Meuser	PA-9	0	1	1	1	0	0	0	0	1	1	0	0	0	0	1	0	0	1	1	8	0.40				40	
Mary Miller	IL-15	1	1	1	1	0	1	1	0	1	1	0	0	1	0	0	1	0	0	1	1	12	0.60	2	2		64
Max Miller	OH-7	0	1	1	1	0	0	0	0	1	1	0	0	0	0	1	NV	0	1	NV	7	0.39				39	
Carol Miller	WV-3	1	NV	1	1	0	0	0	0	1	1	0	0	0	0	1	0	0	1	1	8	0.42				42	
Mariannette Miller-Meeks	IA-2	0	1	1	1	0	0	0	0	1	1	0	0	0	0	1	0	0	1	1	8	0.40				40	
Cory Mills	FL-7	0	1	1	1	0	1	1	0	1	1	0	0	1	0	0	1	0	NV	1	1	11	0.58				58
John Moolenaar	MI-4	0	1	1	1	0	0	0	0	1	1	0	0	0	0	1	0	0	1	1	8	0.40		2		42	
Barry Moore	AL-2	1	1	1	1	0	1	1	0	1	1	0	0	1	0	0	1	0	0	1	1	12	0.60	2	2		64
Tim Moore	NC-14	0	1	1	1	NV	0	0	0	1	1	0	0	0	0	1	0	0	1	1	8	0.42				42	
Blake Moore	UT-1	0	1	1	1	0	0	0	0	1	1	0	0	0	0	1	0	0	1	1	8	0.40				40	
Riley Moore	WV-2	1	1	1	1	0	1	0	0	1	1	0	0	1	0	0	1	0	0	1	1	11	0.55				55
Nathaniel Moran	TX-1	0	1	1	1	0	0	0	0	1	1	0	0	0	0	1	0	0	1	1	8	0.40	2			42	
Gregory F. Murphy	NC-3	0	1	1	1	0	0	0	0	1	1	0	0	0	0	1	0	NV	NV	NV	6	0.35				35	
Troy Nehls	TX-22	NV	1	NV	NV	0	1	0	0	1	1	0	0	1	0	0	1	0	0	1	1	8	0.47	2			49
Dan Newhouse	WA-4	0	1	1	1	0	0	0	0	1	1	0	0	0	0	1	0	0	1	1	8	0.40				40	
Ralph Norman	SC-5	1	1	1	1	0	1	1	1	1	1	0	0	1	0	0	1	0	0	1	1	13	0.65		2		67




Liberty Index 2026 - US House

Representative	District	1	2	3	4	5	6	7	8	9	10	11	12	13	14	15	16	17	18	19	20	Bonus			Liberty Score (% + Bonus)		
		H.R. 776	H.R. 26	H.J. Res. 35	H.J. Res. 20	H.R. 1968	H.R. 1534	H.R. 973	H.R. 1402	H.J. Res. 87	H.R. 4	H.R. 1	H.R. 4016	H.R. 3838 Greene Amendment 93	H.R. 3838	H.R. 5371	H.R. 4405	S. 1071	H.Con.Res. 64	H.R. 6703	H.R. 4776	Votes with RLC / 20	% of votes with RLC	H.R. 645		H.R. 24	H.R. 4405
Zachary Nunn	IA-3	0	1	1	1	0	0	0	0	1	1	0	0	0	0	0	1	0	0	1	1	8	0.40				40
Jay Obernolte	CA-8	0	1	1	1	0	0	0	0	1	1	0	0	0	0	0	1	0	0	1	1	8	0.40				40
Andrew Ogles	TN-5	1	NV	1	1	0	1	NV	0	1	1	0	0	0	0	0	1	0	0	1	1	9	0.50	2	2		54
Robert Onder	MO-3	1	1	1	1	0	0	NV	0	1	1	0	0	1	0	0	1	0	0	1	1	10	0.53				53
Burgess Owens	UT-4	0	1	1	1	0	1	0	0	1	1	0	0	0	0	0	1	0	0	1	1	9	0.45				45
Gary Palmer	AL-6	0	1	1	1	0	1	0	0	1	1	0	0	0	0	0	1	0	0	NV	1	8	0.42		2		44
Jimmy Patronis	FL-1	NA	NA	NA	NA	NA	NA	0	0	1	1	0	0	0	0	0	1	0	0	1	1	5	0.36				36
Scott Perry	PA-10	1	1	1	1	0	1	1	0	1	1	0	0	1	0	0	1	0	0	1	1	12	0.60	2	2		64
August Pfluger	TX-11	0	1	1	1	0	0	0	0	1	1	0	0	0	0	0	1	0	0	1	1	8	0.40				40
Guy Reschenthaler	PA-14	0	1	1	1	0	0	0	0	1	1	0	0	0	0	0	1	0	0	1	1	8	0.40				40
Mike Rogers	AL-3	0	1	1	1	0	0	0	0	1	1	0	0	0	0	0	1	0	0	1	1	8	0.40				40
Harold Rogers	KY-5	0	1	1	1	0	0	0	0	1	1	0	0	0	0	0	1	0	0	1	1	8	0.40				40
John Rose	TN-6	0	NV	NV	1	0	1	0	0	1	1	0	0	0	0	0	1	1	0	1	1	8	0.44	2			46
David Rouzer	NC-7	0	1	1	1	0	0	0	0	1	1	0	0	0	0	0	1	0	0	1	NV	7	0.37				37
Chip Roy	TX-21	1	1	1	1	0	1	1	1	1	1	0	0	1	0	0	1	1	0	1	1	14	0.70	2	2		74
Michael Rulli	OH-6	0	1	1	1	0	0	NV	0	1	1	0	0	1	0	0	NV	0	0	1	1	8	0.44		2		46
John Rutherford	FL-4	0	1	1	1	0	0	0	0	1	1	0	0	0	0	0	1	0	0	1	1	8	0.40		2		42
Maria Salazar	FL-27	0	1	1	1	0	0	NV	0	1	1	0	0	0	0	0	1	NV	0	1	1	8	0.44				44
Steve Scalise	LA-1	0	1	1	1	0	0	0	0	1	1	0	0	0	0	0	1	0	0	1	1	8	0.40				40
Derek Schmidt	KS-2	1	1	1	1	0	0	1	0	1	1	0	0	0	0	0	1	0	0	1	1	10	0.50				50
David Schweikert	AZ-6	0	1	1	1	0	0	0	0	1	1	0	0	0	0	0	1	0	0	1	1	8	0.40				40
Austin Scott	GA-8	0	1	1	NV	0	0	0	0	1	1	0	0	0	0	0	1	0	0	1	1	7	0.37				37
Keith Self	TX-3	1	1	1	1	0	1	0	1	1	1	0	0	0	0	0	1	1	0	1	1	12	0.60	2			62



Liberty Index 2026 - US House

Representative	District	1	2	3	4	5	6	7	8	9	10	11	12	13	14	15	16	17	18	19	20	Bonus			Liberty Score (% + Bonus)		
		H.R. 776	H.R. 26	H.J. Res. 35	H.J. Res. 20	H.R. 1968	H.R. 1534	H.R. 973	H.R. 1402	H.J. Res. 87	H.R. 4	H.R. 1	H.R. 4016	H.R. 3838 Greene Amendment 93	H.R. 3838	H.R. 5371	H.R. 4405	S. 1071	H.Con.Res. 64	H.R. 6703	H.R. 4776	Votes with RLC / 20	% of votes with RLC	H.R. 645		H.R. 24	H.R. 4405
Pete Sessions	TX-17	0	1	1	1	0	0	0	0	1	1	0	0	0	0	0	1	0	0	1	1	8	0.40				40
Jefferson Shreve	IN-6	0	1	1	1	0	0	0	0	1	1	0	0	0	0	0	1	0	0	1	1	8	0.40				40
Mike Simpson	ID-2	NV	1	1	1	0	0	NV	0	1	1	0	0	0	0	0	1	0	0	1	1	8	0.44				44
Jason Smith	MO-8	0	1	1	1	0	0	0	0	1	1	0	0	1	0	0	1	0	0	1	1	9	0.45				45
Adrian Smith	NE-3	0	1	1	1	0	0	0	0	1	1	0	0	0	0	0	1	0	0	1	1	8	0.40	2			42
Chris Smith	NJ-4	0	1	1	1	0	0	0	0	1	1	0	0	0	0	0	1	0	0	1	1	8	0.40				40
Lloyd Smucker	PA-11	0	1	1	1	0	0	0	0	1	1	0	0	0	0	0	1	NV	0	1	1	8	0.42				42
Victoria Spartz	IN-5	1	1	1	1	0	1	1	0	1	1	0	0	0	0	0	1	0	0	1	1	11	0.55	2	2		59
Pete Stauber	MN-8	0	1	1	1	0	1	0	0	1	1	0	0	1	0	0	1	0	0	1	1	10	0.50				50
Elise Stefanik	NY-21	0	1	NV	NV	0	0	0	0	1	1	0	0	0	0	0	1	0	0	1	NV	5	0.29				29
Bryan Steil	WI-1	0	1	1	1	0	1	0	0	1	1	0	0	0	0	0	1	0	0	1	1	9	0.45				45
Gregory Steube	FL-17	1	1	1	1	0	1	1	1	1	1	0	0	1	0	1	1	1	0	1	1	15	0.75		2		77
Dale W. Strong	AL-5	0	1	1	1	0	0	NV	0	1	1	0	0	0	0	0	1	0	0	1	1	8	0.42				42
Marlin Stutzman	IN-3	0	1	1	1	0	0	0	0	1	1	0	0	0	0	0	1	0	0	1	1	8	0.40				40
David Taylor	OH-2	0	1	1	1	0	0	0	0	1	1	0	0	1	0	0	1	0	0	1	1	9	0.45				45
Claudia Tenney	NY-22	0	1	1	1	0	0	0	0	1	1	0	0	0	0	0	1	0	0	1	1	8	0.40	2	2		44
Glenn Thompson	PA-15	0	1	1	1	0	0	0	0	1	1	0	0	0	0	0	1	0	0	1	1	8	0.40				40
Thomas Tiffany	WI-7	1	1	1	1	0	1	1	1	1	1	0	0	1	0	0	1	0	0	1	1	13	0.65	2			67
William Timmons	SC-4	0	1	1	1	0	1	0	0	1	1	0	0	1	0	0	1	0	0	1	1	10	0.50				50
Michael Turner	OH-10	NV	1	1	1	0	0	0	0	1	0	0	0	0	0	0	1	0	0	1	1	7	0.37				37
David Valadao	CA-21	0	1	1	1	0	0	0	0	1	1	0	0	0	0	0	1	0	0	1	1	8	0.40				40
Jefferson Van Drew	NJ-2	0	1	1	1	0	0	0	0	1	1	0	0	0	0	0	1	0	0	1	1	8	0.40				40
Beth Van Duyne	TX-24	0	1	1	1	0	1	0	0	1	1	0	0	0	0	0	1	0	0	1	1	9	0.45				45



Liberty Index 2026 - US House

Representative	District	1	2	3	4	5	6	7	8	9	10	11	12	13	14	15	16	17	18	19	20	Bonus			Liberty Score (% + Bonus)		
		H.R. 776	H.R. 26	H.J. Res. 35	H.J. Res. 20	H.R. 1968	H.R. 1534	H.R. 973	H.R. 1402	H.J. Res. 87	H.R. 4	H.R. 1	H.R. 4016	H.R. 3838 Greene Amendment 93	H.R. 3838	H.R. 5371	H.R. 4405	S. 1071	H.Con.Res. 64	H.R. 6703	H.R. 4776	Votes with RLC / 20	% of votes with RLC	H.R. 645		H.R. 24	H.R. 4405
Derrick Van Orden	WI-3	0	1	1	1	0	0	0	0	1	1	0	0	0	0	1	0	0	0	1	1	8	0.40	2			42
Ann Wagner	MO-2	0	1	1	1	0	0	0	0	1	1	0	0	0	0	1	0	0	0	1	1	8	0.40				40
Tim Walberg	MI-7	0	1	1	1	0	0	0	0	1	1	0	0	0	0	1	0	0	0	1	1	8	0.40				40
Randy Weber	TX-14	0	1	1	1	0	0	0	0	NV	1	0	0	0	0	1	0	0	0	1	1	7	0.37	2	2		41
Daniel Webster	FL-11	0	1	1	1	0	0	0	0	1	1	0	0	0	0	1	0	0	0	1	1	8	0.40		2		42
Bruce Westerman	AR-4	0	1	1	1	0	0	0	0	1	1	0	0	0	0	1	0	0	0	1	1	8	0.40				40
Tony Wied	WI-8	0	1	1	1	0	0	0	0	1	1	0	0	1	0	0	1	0	0	1	1	9	0.45	2	2		49
Roger Williams	TX-25	0	1	1	1	0	0	0	0	1	1	0	0	0	0	1	0	0	0	1	1	8	0.40	2			42
Joe Wilson	SC-2	0	1	1	1	0	1	0	0	1	1	0	0	0	0	1	0	0	0	1	NV	8	0.42				42
Robert Wittman	VA-1	0	1	1	1	0	1	0	0	1	1	0	0	0	0	1	0	0	0	1	1	9	0.45				45
Steve Womack	AR-3	0	1	1	1	0	0	0	0	1	1	0	0	0	0	NV	0	NV	NV	NV	NV	5	0.29				29
Rudy Yakym	IN-2	0	1	1	1	0	0	0	0	1	1	0	0	0	0	1	0	0	0	1	1	8	0.40				40
Ryan K. Zinke	MT-1	0	1	1	1	0	1	0	0	1	1	0	0	0	0	1	0	0	0	1	1	9	0.45				45